

Heat-Shrinkable Products

Tianyu Link offers a wide range of heat-shrinkable products for the telecom, LV power and broadband/CATV industries. Manufactured from high quality, tested materials, Tianyu Link's heat-shrinkable products have been field tested for many years providing excellent protection against water ingress as well as chemical and solvent attack. Suitable for use in all climatic conditions, these products are tough and abrasion resistant, ensuring long-term reliability and service. The range includes caps, breakouts, sleeves and cable breakouts. This extensive range of quality products supports the Tianyu Link's portfolio of cable jointing closures suitable for a wide variety of cable management applications.

Table of contents:

Description

RSBA Heat-shrinkable closure for Pressurized cable jointing

RSBJT Heat-shrinkable closure for Under-ground with re-enterable filling compound

RSBJ Heat-shrinkable closure for Non-pressurized cable jointing

RSB Wraparound heat-shrinkable closure kit for Non-pressurized cable

RSBW Reinforced Heat-shrinkable cable repair sleeve

RSM Heat-shrinkable cable caps

RSY Round heat-shrinkable closure

Heat-shrinkable accessories



RSBA Heat-shrinkable Closure for Pressurized Cable Jointing



Wraparound Reinforced Heat-Shrinkable Closure for pressurized Telephone Networks

Application: Widely used in pressurized telephone network for the protection of cable joints.

Features:

1. Wraparound; Fiber reinforced; Suitable for aerial, buried and ducted applications; applicable temperature range: -40~80°C.
2. Glass composite structure gives excellent split resistance and good performance under high mechanical pressure.
3. Inner layer is strong hot-melt adhesive to ensure high sticky capacity. Closures have good tightness under high & low temperature.
4. The kit contains a range of fully interchangeable air fittings, which can be incorporated in the closure.
5. Two white lines under channel and thermo-sensitive paint on the sleeve can assure proper installation.
6. Installation is easy and can apply to different sizes cables.

Specifications:

Description	Max. Splice Bundle Diameter (mm)	Min. Single Cable Diameter (mm)	Sheath Opening Length (mm)	Sleeve Length (mm)	Cable Pairs	
					W.D	W.D
					0.4	0.5
RSBA 43/ 8-200	43	8	200	445	10-100	
RSBA 43/ 8-350	43	8	350	600		
RSBA 43/ 8-500	43	8	500	755		
RSBA 75/ 15-250	75	15	250	505	100-200	

RSBA 75/ 15-500	75	15	500	710	
RSBA 75/ 15-650	75	15	650	860	
RSBA 92/ 25-300	92	25	300	655	200-600
RSBA 92/ 25-500	92	25	500	830	
RSBA 92/ 25-650	92	25	650	985	
RSBA 122/ 30-300	122	30	300	680	600-1200
RSBA 122/ 30-500	122	30	500	860	
RSBA 122/ 30-650	122	30	650	1010	
RSBA 160/ 42-500	160	42	500	920	1200-2000
RSBA 160/ 42-720	160	42	720	1100	
RSBA 200/ 50-500	200	50	500	940	2400-3200
RSBA 200/ 50-720	200	50	720	1120	

Remarks: Custom products available.


Components include the straight jointing accessories:

1. Heat Shrink Sleeve,
2. Channel,
3. Channel clip if any,
4. Canister with Valve
5. Canister Sealing Foil Sheet
6. Foil Protection Sheet,
7. Shield continuity wire with both clips,
8. Abrasive,
9. Cleaning Tissue,
10. PVC tapes,
11. Silica Gel Dessicant,
12. Instruction Guide

Branching kits:

1. Branching clip,
2. Shield continuity wire with one clip,
3. Connector,
4. Cable Tie

RSBJ Heat-shrinkable Closures for Non-Pressurized Cable Jointing



Wraparound Reinforced Heat-Shrinkable Closure Kit for non-pressurized Cables

Description: RSBJ heat-shrinkable jointing closures are fiber reinforced jointing closures, which is widely used in non-pressurized telephone network for the protection of cable joints.

Features:

1. Wraparound; Suitable for aerial, buried and ducted applications; applicable temperature range: -40~80°C.
2. Aluminum & glass composite structure gives excellent split resistance and good performance under high mechanical pressure. Sleeve has strong shrinkage and weather disturbance resistance.
3. Inner layer is strong hot-melt adhesive to ensure high sticky capacity. Closures have good tightness under high & low temperature.
4. Two white lines under channel and thermo-sensitive paint on the sleeve can assure proper installation.
5. Installation is easy and can apply to different sizes cables.

Product Size Table:

Description	Max. Splice Bundle Dia. (mm)	Min. Single Cable Dia. (mm)	Sheath Opening Length (mm)	Sleeve Length (mm)	Cable Pairs	
					W.D	W.D
					0.4	0.5
RSBJ 43/ 8-150	43	8	150	350	10-100	
RSBJ 43/ 8-300	43	8	300	500		
RSBJ 55/ 12-150	55	12	150	360	30-50	
RSBJ 55/ 12-300	55	12	300	510		

RSBJ 75/ 15-240	75	15	240	480	100-200
RSBJ 75/ 15-300	75	15	300	540	
RSBJ 75/ 15-400	75	15	400	640	
RSBJ 92/25-350	92	25	350	580	400-600
RSBJ 92/25-500	92	25	500	770	
RSBJ122/30-500	122	30	500	810	600-1200
RSBJ160/55-500	160	55	500	600	1200-2000
RSBJ200/65-500	200	65	500	800	2400

Remarks: Other sizes products could be supplied according to the requirement of customers.

The heat shrinkable closure components include the straight jointing accessories

1. Heat Shrink Sleeve,
2. Channel,
3. Channel clip if any,
4. Canister,
5. Canister Sealing Foil Sheet
6. Foil Protection Sheet,
7. Shield continuity wire with both clips,
8. Abrasive,
9. Cleaning Tissue,
10. PVC tapes,
11. Silica Gel Dessicant,
12. Instruction Guide

Branching kits:

1. Branching clip,
2. Shield continuity wire with one clip,
3. Connector,
4. Cable Tie

RSBJT (XAGA1650) Heat Shrink Closure

for Underground use with Re-enterable Filling Compound



Application: Widely used in pressurized telephone network for the protection of cable joints.

Features:

1. Wraparound; Fiber reinforced; Suitable for aerial, buried and ducted applications; applicable temperature range: -40~80°C.
2. Aluminum & glass composite structure gives excellent split resistance and mechanical toughness. Sleeve has strong shrinkage and weather disturbance resistance.
3. Inner layer is strong hot-melt adhesive to ensure superior sticky capacity. Closures have good leakage, moisture, stress cracking resistance.
4. The aluminum layer can prevent corrosion to closure because of cable jelly and make it have stronger waterproof and moisture resistance quality.
5. Installation is easy and can apply to different sizes cables.
6. Filling material is high quality desiccant ensuring good insulation and waterproof quality.

Description	Max. Splice Bundle Dia. (mm)	Min. Single Cable Dia. (mm)	Sheath Opening Length (mm)
55/15-300	55	15	300
95/30-500	95	30	500
135/42-500	135	42	500
135/42-650	135	42	650
180/50-650	180	50	650

Remarks: Custom products available.

RSY Round Heat-shrinkable Closure

Application: Widely used in non-pressurized telephone network for the protection of cable joints.

Features:


1. Suitable for aerial, buried and ducted applications;
2. Applicable temperature range: -40~80°C.
3. Good chemical corrosion resistance, excellent insulation and weather disturbance resistance.
4. Inner layer is strong hot-melt adhesive to ensure superior sticky capacity, waterproof and moisture
5. Easy and fast installation.



Specification:

Description	Max. Splice Bundle Dia. (mm)	Min. Single Cable Dia. (mm)	Sheath Opening Length (mm)	Cable Pairs	
				W.D	W.D
				0.4	0.5
18/9-170	18	9	170	5-10	
23/12-210	23	12	210	10-25	
30/15-250	30	15	250	30-50	
40/18-300	40	18	300	50-100	
50/22-400	50	22	400	100-150	
62/25-500	62	25	500	150-200	
75/25-500	75	25	500	200-400	
92/30-500	92	30	500	400-600	
122/38-500	122	38	500	600-1200	
160/55-500	160	55	500	1400-2400	
175/60-500	175	60	500	2400-3000	
200/65-500	200	65	500	3000-3600	

RSB Wraparound Heat-shrinkable Closure Kit for Non-pressurized Cable



Features:

1. Suitable for aerial and buried applications;
2. Applicable temperature range: -30~60°C.
3. It uses extra flap self-sticking technology (patent No.:912144920).
4. Sleeve has strong shrinkable strength, big shrinkage ratio and good moisture resistance
5. Inner layer is high strength hot-melt adhesive to ensure superior sticky capacity, waterproof and moisture resistance.
6. Can apply to variety cables.

Specifications:

Description	Max. Splice Bundle Dia. (mm)	Min. Single Cable Dia. (mm)	Sheath Opening Length (mm)	Cable Pairs	
				W.D	W.D
				0.4	0.5
32/11-250	32	11	250	10-50	
42/15-300	42	15	300	50-100	
50/18-400	50	18	400	100-150	
62/22-500	62	22	500	100-200	
75/25-500	75	25	500	200-400	
92/30-500	92	30	500	400-600	
122/38-500	122	38	500	600-1200	
150/55-500	150	55	500	1400-2000	
175/55-500	175	55	500	2000-2400	
200/65-500	200	65	500	2400-3600	

RSM Heat-shrinkable Cable Caps

Features:

1. Suitable for pressurized and non-pressurized cables;
2. Applicable temperature range: -30~60°C.
3. Inner layer is high strength hot-melt adhesive with superior sticky quality to ensure good high & low temperature
4. Closure tightness, waterproof and vapor & moisture penetration resistance.
5. Adjustable to variety cable diameters.



Product Size Table:

Description	Max. Splice Bundle Dia. (mm)	Min. Single Cable Dia. (mm)	Sheath Opening Length (mm)	Cable Pairs	
				W.D	W.D
				0.4	0.5
23*9	23	9	100	10-50	
27*12	27	12	150	50-100	
40*15	40	15	150	150-300	
48*18	48	18	150	300-400	
56*22	56	22	200	500-800	
76*27	76	27	200	800-1400	
90*37	90	37	250	1600-2400	

Remarks: Custom products accept.

RSBW Reinforced Heat-shrinkable Cable Repair Sleeve

Description:

The RSBW reinforced wraparound heat shrinkable repair sleeve is made of reinforced cross-linked polyolefin, with a hot melt adhesive liner on the inner side of the sleeve. When heating, the sleeve shrinks



and the adhesive melts, which create a water tight bond between the sleeve and the cable. Sleeve materials equals to the material properties of the original cable jacket. It closes easily with a flexible stainless steel channel.

Features:

1. Quick and easy installation
2. Covered with thermo paint
3. Protection against mechanical stress
4. Suitable for shorter applications by cutting the sleeve and channel
5. High quality hot-melt adhesives and specially designed heat shrinkable sleeves ensure reliable sealing.
6. Hot melt adhesive supply good bond to PE and PVC
7. Multilayer material increases endurance of moisture, friction, cracking.
8. Available for a wide range of cable sizes

Applications: for repairing all types of pressurized or unpressurised cable: aerial, buried or ducted, non filled or jelly filled.

Product Size Table:

Code	Max. Inner Dia. Before Shrinkage (mm)	Min. Inner Dia. After Shrinkage (mm)	Application Range Diameter (mm)	Standard Full Length
RSBW 35-10	35	10	12-23	1m,1.4m
RSBW 50-15	50	15	17-30	1m,1.4m
RSBW 75-22	75	22	25-40	1m,1.4m
RSBW 105-30	105	30	35-55	1m,1.4m
RSBW 146-40	146	40	45-75	1m,1.4m
RSBW 180-50	180	50	62-95	1m,1.4m

ACCESSORIES

Reinforce Heat-shrinkable Sleeve

**Description:**

The heat shrink sleeves are manufactured from cross linked, heat shrinkable, thermally stabilized polymers consisting of a reinforcing, heat shrinkable fabric contained material. Sleeves shall be of wrap around design furnished with stainless steel channel and one under/over clip to make the wrap around sleeve cylindrical prior to the shrinking operation.

The inside surface of the sleeve is coated with a hot melt adhesive which will bond at the temperature attained during the shrinking operation. Outside surface of the sleeves is coated with a temperature indicating paint which shall change colour when the desired temperature is attained to allow controlled heating during installation.


Specifications:

Description	Max. Splice Bundle Dia. (mm)	Min. Single Cable Dia. (mm)	Sheath Opening Length (mm)	Sleeve Length (mm)	Cable Pairs	
					W.D	W.D
					0.4	0.5
RSBJ 43/ 8-150	43	8	150	350	10-100	
RSBJ 43/ 8-300	43	8	300	500		
RSBJ 55/ 12-150	55	12	150	360	30-50	
RSBJ 55/ 12-300	55	12	300	510		

RSBJ 75/ 15-240	75	15	240	480	100-200
RSBJ 75/ 15-300	75	15	300	540	
RSBJ 75/ 15-400	75	15	400	640	
RSBJ 92/25-350	92	25	350	580	400-600
RSBJ 92/25-500	92	25	500	770	
RSBJ122/30-500	122	30	500	810	600-1200
RSBJ160/55-500	160	55	500	600	1200-2000
RSBJ200/65-500	200	65	500	800	2400

Remarks: Custom products accept.

STAINLESS STEEL CHANNEL AND RETENTION CLIP

**Description**

The stainless steel channel and retention clip are used to close the heat shrink sleeves before shrinking. The closure channel and clip are different for sleeves and are not interchangeable.

Specification

Sr. No.	Property	Technical Specification	Test Method
2.1	Material	Stainless steel	Chemical analysis
2.2	Dimensions: Closure channel retention clip	As per sleeves	Measurement
2.3	Visual	Absence of burrs and sharp edges and any other defect.	Visual
2.4	Fittings	Correct fitting over the rail portion can neither be too tight not too loose. Should not cause scratches over the thermo shrink sleeve. Sleeve should not pull out while shrinking.	Installation.
2.5	Marking	As per customer's requirement	Visual

BRANCH OFF CLIP**Description:**

The branch off clip are made of corrosion resistant aluminum alloy and coated with epoxy. The branch off clip shall have three fingers, the middle one coated with hot melt adhesive identical to that on the Thermo shrink sleeve. The adhesive on the branch off clip shall however, have a different color to that of the Thermo shrink sleeve adhesive and thus give a visual indication to the jointer of correct adhesive flow and scaling of the branch.

**Features:**

1. The branch-off clip provides high performance cable branching technique
2. Easy to install.

Specifications:

ITEM	APPLICABLE SIZE
S	43/8
M	50/12-75/15
L	92/25-122/30
XL	160/55 and above

ALUMINIUM CANISTER

**Description**

The aluminum canisters are comprised of two performed half shells that can be hinged and fitted around the cable splice. The aluminum canister can provide adequate structural strength to avoid collapsing during installation. Finger-like formation shall be provided at the ends of the Canister such that, when bent, it will give a smooth transition over the cable. The Aluminum canister shall provide adequate structural strength to avoid collapse during installation.

Specifications:

Sr. No.	Property	Technical specification	Test Method
1	Material	aluminum	I.S. 504 I.S. 1816 I.S. 737
2	Visual	Absence of burrs and sharp edges and any other defect.	Visual
3	Cleanliness	Free from oil, dust dirt, (Degreasing by chemical treatment desirable)	Visual
4	Packing	be enclosed in a poly bag of correct size. The fingers shall be protected from damage during transit.	Visual
5	Tensile Strength	8 Kgf / Sq. mm minimum	Measurement
6	Bend Test	No cracks	IS : 737 & IS : 1599

SHEATH CONNECTOR ASSEMBLY

**Description**

The sheath connector assembly consists of three items, viz. an insulated stranded copper wire with connecting elements on both sides, a small wire of the same description with connecting element on one side only and a bridge connector for jointing the two wires. The connecting element is made of phosphor bronze, hacked by a non-corrosive metal back-plate strongly pressed to it and also crimped to the connecting wire. The element has an opening provided with toothed jaws into which the cable sheath can be inserted and crimped using ordinary pliers. The toothed jaws when crimped, bite through the cable sheath to make a good low-resistance metallic contact with the sheath of the cable. In order to inter-connect the sheath connector wires in branch joints, the bridge wire connector is used in conjunction with the single ended connector assembly.

Specifications:

The sheath connector assembly conforms to the following requirements:

SN.	Property	Requirements
2.1	Connection resistance	Less than 3 milli ohms
2.2	Vibration at 100 vibrations/ min. for 2 hrs. at an amplitude of ± 10 mm	Change in CR less than 1 milli ohm
2.3	Wire pull out of connecting element (sheath wire connector)	More than 150 N
2.4	Wire pull out of Bridge wire connector	More than 75 N
2.5	Salt fog Exposure	No corrosion. Change in CR not more than 1 milli ohm
2.6	Marking	Manufacturer's Identity